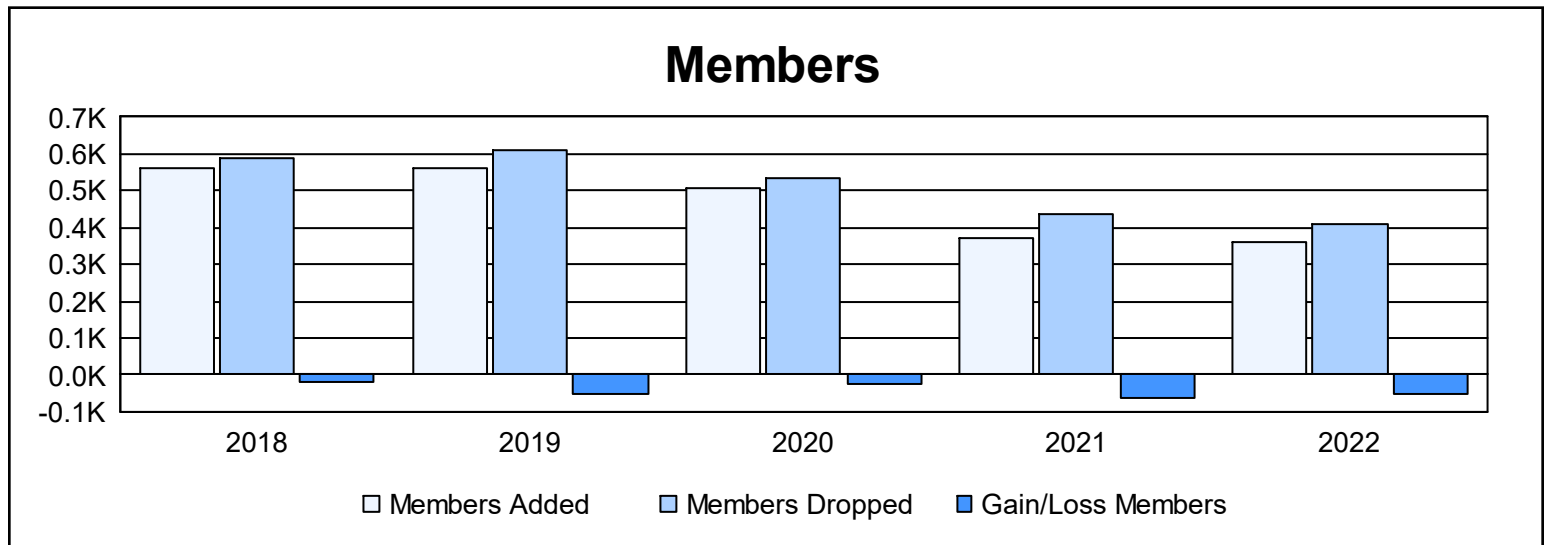
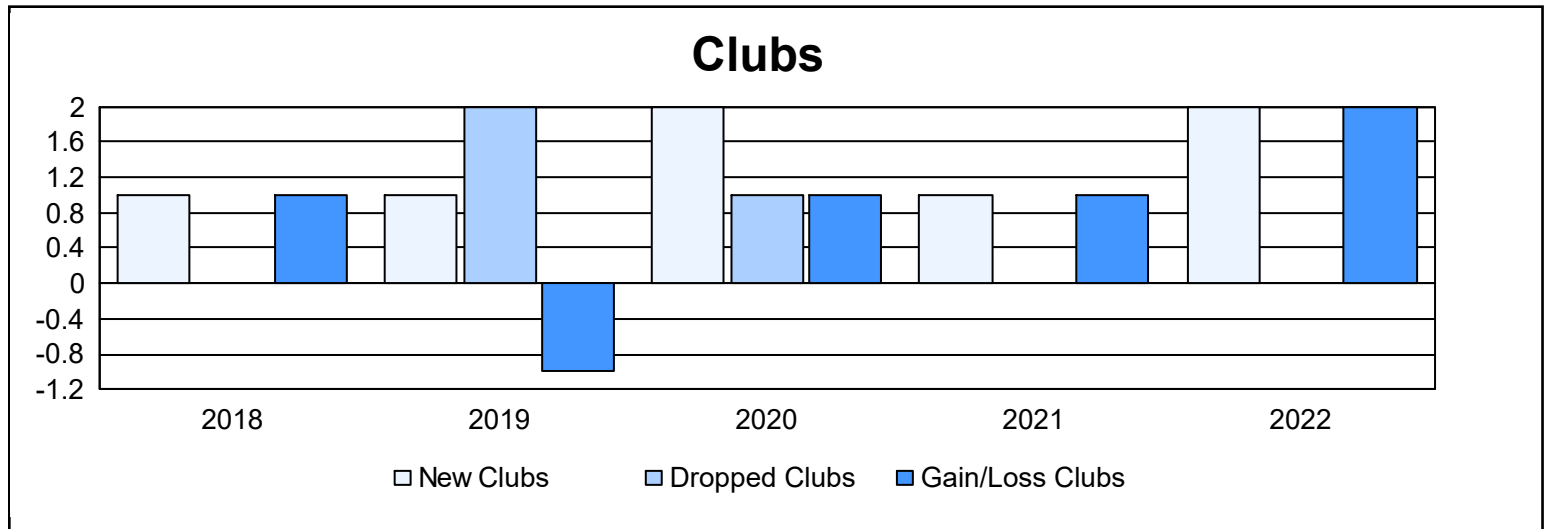
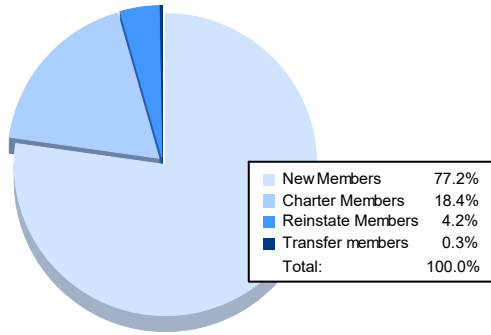


Year	New Clubs	Dropped Clubs	Gain/ Loss Clubs	New Members	Charter Members	Reinstate Members	Transfer Members	Total Member Added	Total Members Dropped	Gain/ Loss Members
2017-2018	1	0	1	494	57	11	2	564	586	-22
2018-2019	1	2	-1	512	31	16	3	562	612	-50
2019-2020	2	1	1	400	89	10	6	505	532	-27
2020-2021	1	0	1	324	27	18	2	371	436	-65
2021-2022	2	0	2	277	66	15	1	359	410	-51
<b>Average</b>	<b>1</b>	<b>1</b>	<b>1</b>	<b>401</b>	<b>54</b>	<b>14</b>	<b>3</b>	<b>472</b>	<b>515</b>	<b>-43</b>



### Membership Composition June 2022 Cumulative



### Gender Composition June 2022 Cumulative

